

The conservation reports are drafted in MS Word and converted into PDFs. The PDFs are signed electronically by the archivists. A compilation PDF of condition report, treatment proposal, treatment report, BT and AT photos is uploaded to the special collections website and then linked to the collection record in the finding aid of the archives content management system, CuadraStar SKCA. The link can be found under the heading *Electronic Resources*. The hard copies of signed written reports and printouts of photographic documentation are retained in the preservation department files.

The screenshot shows the CuadraStar SKCA interface. At the top, there is a blue header with the logo 'CUADRASTAR SKCA' and an 'Exit' button. Below the header, there are two tabs: 'QUICK SEARCH' and 'ADVANCED SEARCH'. The main content area is divided into two columns. The left column contains a list of series for the collection 'RS 14/7/51/Margaret W. Sloss papers', including Series 1 through Series 9. The right column contains the main finding aid information for the collection, including a breadcrumb trail, the collection title, and detailed sections for Summary Information, Administrative Information, and Scope and Content.

**CUADRASTAR SKCA** Exit

QUICK SEARCH      ADVANCED SEARCH

[Home](#) > [Search Results](#) > [Full Record](#) > [Finding Aid](#)

**RS 14/7/51. Margaret W. Sloss papers. 1915-2006**

**Summary Information**

<b>Creator</b>	Sloss, Margaret W. (Margaret Wragg), 1901 -
<b>Extent (quantity/size)</b>	5.1 linear feet (5 document boxes and 1 map case folder)
<b>Language</b>	English

**Administrative Information**

<b>Restrictions on Access and Use</b>	Open for research. <a href="#">Use/Reproduction Restrictions</a> : Consult Special Collections and University Archives
<b>Condition</b>	Some materials from this collection received conservation actions. Please see the Electronic Resources section for a link to the report.
<b>Preferred Citation</b>	When referencing this collection, the preferred citation is:  Margaret W. (Margaret Wragg) Sloss Papers, RS 14/7/51, Iowa State University Library Special Collections and University Archives.
<b>Processing Information</b>	<a href="#">Convention used in preparing description</a> : Describing Archives: A Content Standard (DACS).

**Scope and Content**

The collection (1915-2006) is comprised of materials that relate to Sloss' professional and personal life. The files contain a variety of materials including correspondence, news clippings, papers and publications, and photographs.

The papers are arranged into nine series:

Series 1: Associations, 1927-1979, contains correspondence, meeting materials, and membership information for associations to which Sloss belonged, including the Women's Veterinary Medical Association, the Iowa Veterinary Medical Association, and the American Society of Veterinary Clinical Pathologists.

Series 2: Awards and Certificates, 1940-2006, undated, consists of certificates, programs, correspondence, and news clippings related to awards and honors given to Sloss in recognition and appreciation of her professional and personal service.

Series 3: Biographical Materials, 1937-2006, undated, contains news clippings, news releases, biographies, and other information regarding Sloss' career and personal life. There is also an address book, a calendar, and information regarding the Margaret Sloss Women's Center.

Series 4: Correspondence, 1926-1979, undated, consists of personal and professional letters written by and sent to Sloss. This series also contains a letter from Carrie Chapman Catt and an invitation from Eleanor Roosevelt.

Figure 1. Screenshot of the finding aid for the collection as it appears in the CuadraStar SKCA.

## QUICK SEARCH

## ADVANCED SEARCH

**[RS 14/7/51] Margaret W. Sloss****papers**

- [Series 1] Associations
- [Series 2] Awards and Certificates
- [Series 3] Biographical Materials
- [Series 4] Correspondence
- [Series 5] Education and Research
- [Series 6] Family
- [Series 7] Papers, Publications, Addresses
- [Series 8] Photographs and Artifacts
- [Series 9] Retirement

also includes 3 woodcarvings made by Sloss, a napkin, a plaque, ribbons, buttons, and a silver bowl.

Series 9: Retirement, 1972, consists mostly of letters from friends and colleagues offering their congratulations and best wishes to Sloss upon her retirement. The series also contains the guest book from her retirement party.

**Biography/Profile**

Margaret Wragg Sloss was born October 28, 1901, in Cedar Rapids, Iowa. In 1910, she moved with her family to Ames, Iowa, where her father, Thomas Sloss, was hired as the superintendent of buildings, grounds, and construction at Iowa State College (University). Sloss attributed her experiences in growing up on the Iowa State campus to fostering her interest in science and especially veterinary medicine. Margaret Sloss received her B.S. (1923), M.S. (1932), and D.V.M. (1938) from Iowa State. Sloss was the first woman to graduate with a D.V.M. from Iowa State.

Margaret Sloss began her career as a Technician (1923-1929) in Veterinary Pathology at Iowa State, and was promoted to Assistant (1930-1941), Instructor (1941-1943), Assistant Professor (1943-1957), Associate Professor (1958-1964), Professor (1965-1972), and Professor Emeritus (1972).

She was the author of numerous publications and papers, including "Women in the Veterinary Profession" and "Biography of Charles Henry Stange." Sloss also co-authored *Veterinary Clinical Parasitology*, with Edward A. Benbrook (1948). Sloss later rewrote the fourth edition of the book (1970).

Sloss was active in several professional associations including the American Veterinary Medical Association, Iowa Veterinary Medical Association, Phi Kappa Phi, Sigma Delta Epsilon and Phi Zeta. She also helped establish the Women's Veterinary Medical Association (1947) and was elected president (1950-1952).

Margaret Sloss was honored by the Women's Centennial Congress as one of the 100 women in the United States to successfully follow careers in 1940, which were unheard of 100 years before that date. During her time at Iowa State, Sloss received many awards and citations for her service, including the Iowa State Faculty Citation (1959) and the Stange Award for Meritorious Service (1974). To further recognize Sloss and her achievements, Iowa State University named the Margaret Sloss Women's Center in her honor in 1981.

Sloss passed away December 11, 1979. She is interred in the Iowa State University Cemetery.

**Electronic Resources**

[Link to Conservation Report](#)

**Archival Arrangement**

The collection is arranged into nine series:

- Series 1, Associations, 1927-1979 (alphabetical)
- Series 2, Awards and Certificates, 1940-2006, undated (alphabetical)
- Series 3, Biographical Materials, 1937-2006, undated (alphabetical)
- Series 4, Correspondence, 1926-1979, undated (alphabetical)
- Series 5, Education and Research, 1915-1968 (alphabetical)
- Series 6, Family, 1915-2006, undated (alphabetical)

Figure 2. Link to the compilation PDF of conservation documentation, which appears in the Electronic Resources section of the finding aid, at the collection level.

**IOWA STATE UNIVERSITY**  
B OF SCIENCE AND TECHNOLOGY

Preservation Department

**CONSERVATION CONDITION REPORT AND TREATMENT PROPOSAL**

**Date received:** 5/2/2014

**Date of report:** 1/15/2015

**Conservator:** Sofia (Sonya) Barron

**Call Number:** RS 14/7/51

**Barcode/Bib Record:** -

**Title:** Papers

**Collection:** Special Collections

**Curator/Archivist:** Laura Sullivan

**Author/Creator:** Sloss, Margaret W. (Margaret Wragg)

**Imprint/Date of creation:** 1923, 1932, 1938

**Format:** flat paper

**Materials:** vellum, black printing ink, red and yellow silk ribbons

**Dimensions:** H 23.1 cm x W 35.3cm

**CONDITION REPORT**

**Description**

3 diplomas on vellum supports, with black printing and writing ink present. All diplomas have associated with them ISU red and yellow silk ribbons, which had been attached to the diplomas across the top left corner. The ribbons had been placed across the corner of the diploma and folded under so that the ends of the ribbons could be glued to the verso. The colors of red and yellow vary among the 3 diplomas in this group.

**Condition**

For all of the diplomas the following condition problems are present:

-silk ribbons are detached from the diplomas and from each other

-vellum supports are cockled

-there is yellowish discoloration at the top left corners of the diplomas, resulting from prolonged contact with the dyed silk ribbons

-the ribbons exhibit varying degrees of fading due to exposure to light

The following condition problems are specific to individual items:

1938 Diploma: brownish hardened adhesive residue (glassy-looking) and brown paper remnants at the ends of ribbons, where they had been glued to the verso of the diploma. The vellum at the top corner of the diploma is curled under and stiffened.

1932 Diploma: light adhesive residue at the ends of ribbons, brittleness of silk and significant fading.

1923 Diploma: significant brittleness, fragility and fading of silk ribbons, especially at the folds. The yellow ribbon is shredded and disintegrating.

### **TREATMENT PROPOSAL**

The following treatment actions are proposed:

1. Stabilize the shredded yellow ribbon associated with 1923 diploma by lining or repair.
2. Attempt to remove paper remnants and adhesive residue from the ends of ribbons associated with 1938 diploma, keeping in mind that silk ribbon dyes are likely to be fugitive in water.
3. Reattach ribbons to the diplomas in the same orientation as the original attachment, using a non-aqueous adhesive method.

Estimated hours: 25

Photos on file: BT

Curatorial Approval Signature: \_\_\_\_\_

Date signed: \_\_\_\_\_

# IOWA STATE UNIVERSITY

OF SCIENCE AND TECHNOLOGY

Preservation Department

## CONSERVATION TREATMENT REPORT

**Date received:** 5/2/2014

**Date of report:** 7/26/2016

**Conservator:** Sofia (Sonya) Barron

**Call Number:** RS 14/7/51

**Barcode/Bib Record:** -

**Title:** Papers

**Collection:** Special Collections

**Curator/Archivist:** Laura Sullivan

**Author/Creator:** Sloss, Margaret W. (Margaret Wragg)

**Imprint/Date of creation:** 1923, 1932, 1938

**Format:** flat paper

**Materials:** parchment (vellum), black ink, red and yellow silk ribbons

**Dimensions:** H 23.1 cm x W 35.3cm

## TREATMENT REPORT

1. Both red and yellow dyes in the silk ribbons tested positive for sensitivity to water and ethanol. Heat-set tissue was selected as the method of repair for the silk.
2. Prepared Lascaux 498HV pre-coated tissue: 4 parts de-ionized water to 1 part Lascaux 498HV, brushed two coats onto 5g tengucho Japanese tissue.
3. Lined the shredded areas of silk ribbons, applying the pre-coated tissue from the reverse with the aid of a tacking iron, through a sheet of silicone release paper.
4. Using a tacking iron, attached hinges to the ends of all the silk ribbons. The hinges were adhered to the ends of the ribbons so that parts of the tissue still pre-coated with Lascaux would come in contact with the parchment support when the ribbons were reattached to the diplomas.
5. Following their original placement, the ribbons were folded over the top left corner of each diploma. The ribbons were positioned so that the ends could be attached to the verso of the diplomas.
6. Since parchment is known to deteriorate due to application of heat, the hinges on the ribbons were applied to the parchment support by lightly moistening the tissue with ethanol. The ethanol was lightly brushed onto the side of the tissue bearing the adhesive coating. Care was taken not to apply ethanol close to where the tissue hinges met the silk ribbons. The re-moistened hinges were secured with a Teflon folder and dried under blotters and weights.
7. The diplomas were re-housed in order to provide additional support during physical handling and to prevent the ribbons from snagging on the contents of the large storage folder. Each diploma was placed

into an acid-neutral folder made from translucent paper. The translucent paper folders were placed into Mylar L-sleeves.

**Materials used:**

Lascaux 498HV, de-ionized water, 5g tengucho, tacking iron, ethanol, translucent paper for photographic print storage (University Products), Mylar L-sleeves.

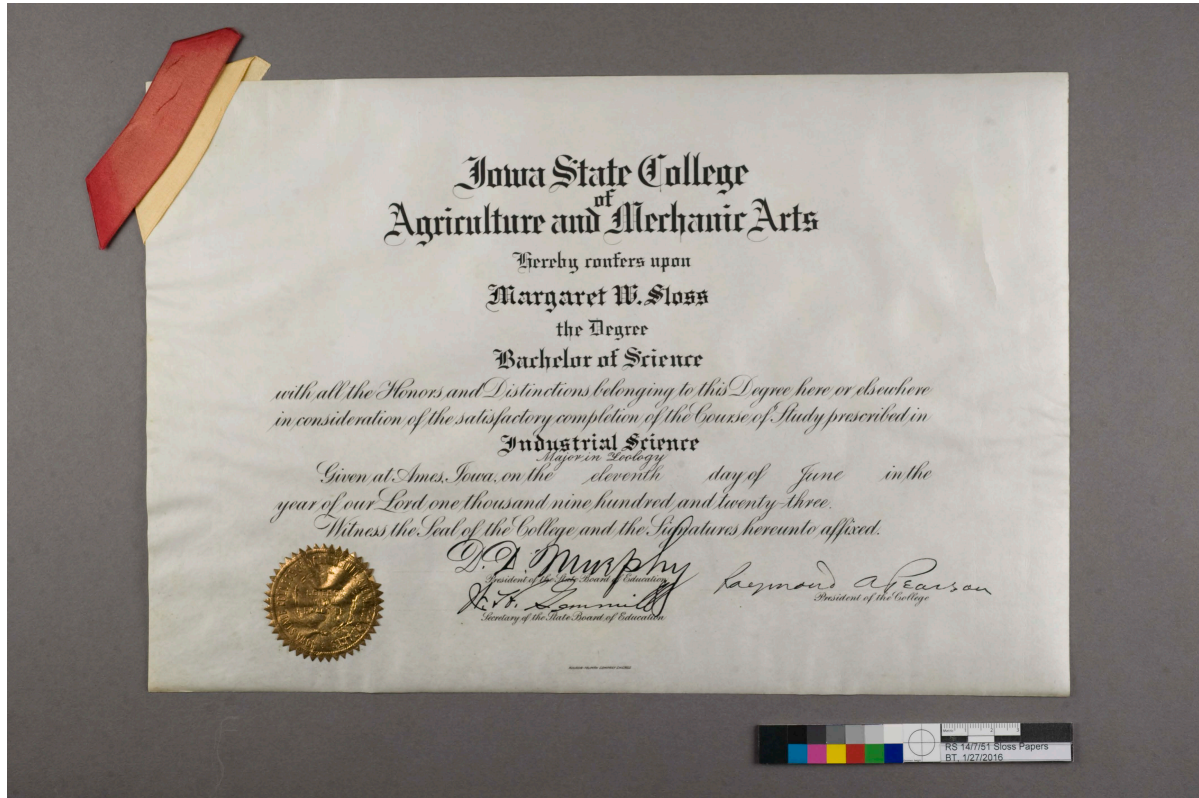
Hours spent: 10

Photos on file: BT, AT


Curatorial Approval Signature: \_\_\_\_\_

Date signed: \_\_\_\_\_

1923, Before Treatment



Recto




Verso

1923, After Treatment



Recto



Verso

1932, Before Treatment

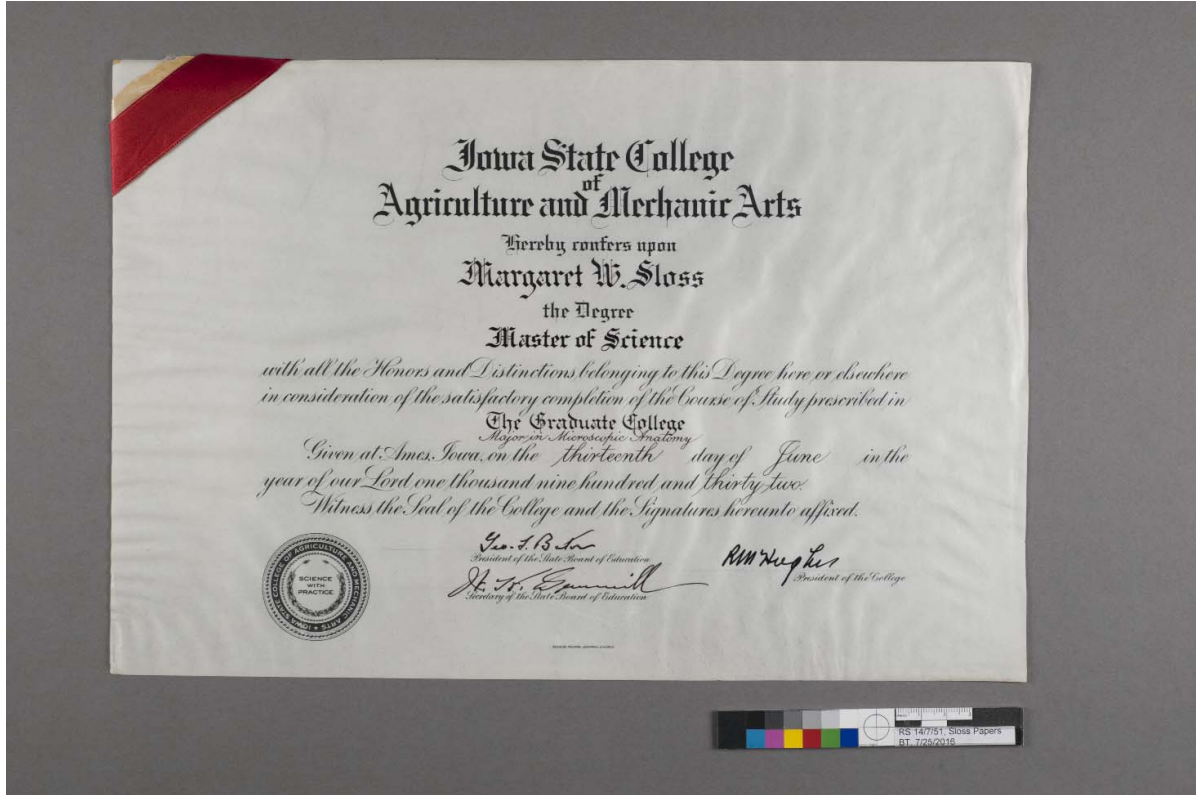


Recto




Verso

# 1932, After Treatment

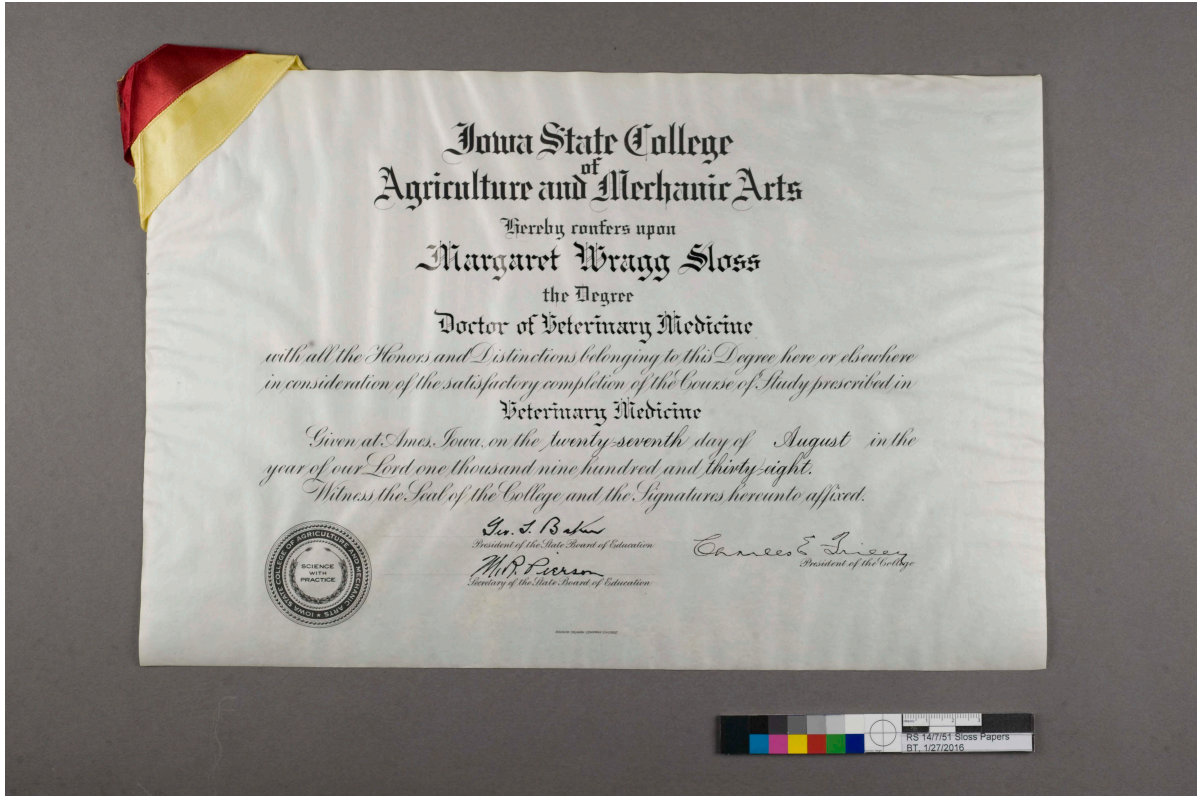


Recto



Verso

1938, Before Treatment



Recto




Verso

1938, After Treatment



Recto



Verso