

Taming the Tangle

Tethering with Monofilament


Roger Murray

Senior Sculpture Technician

Tate



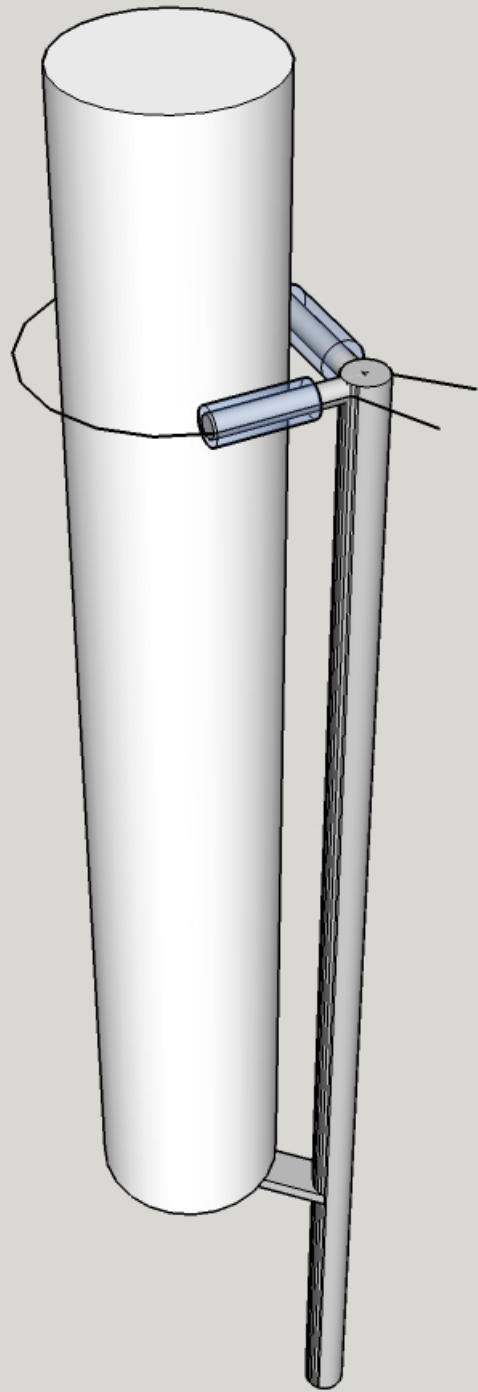


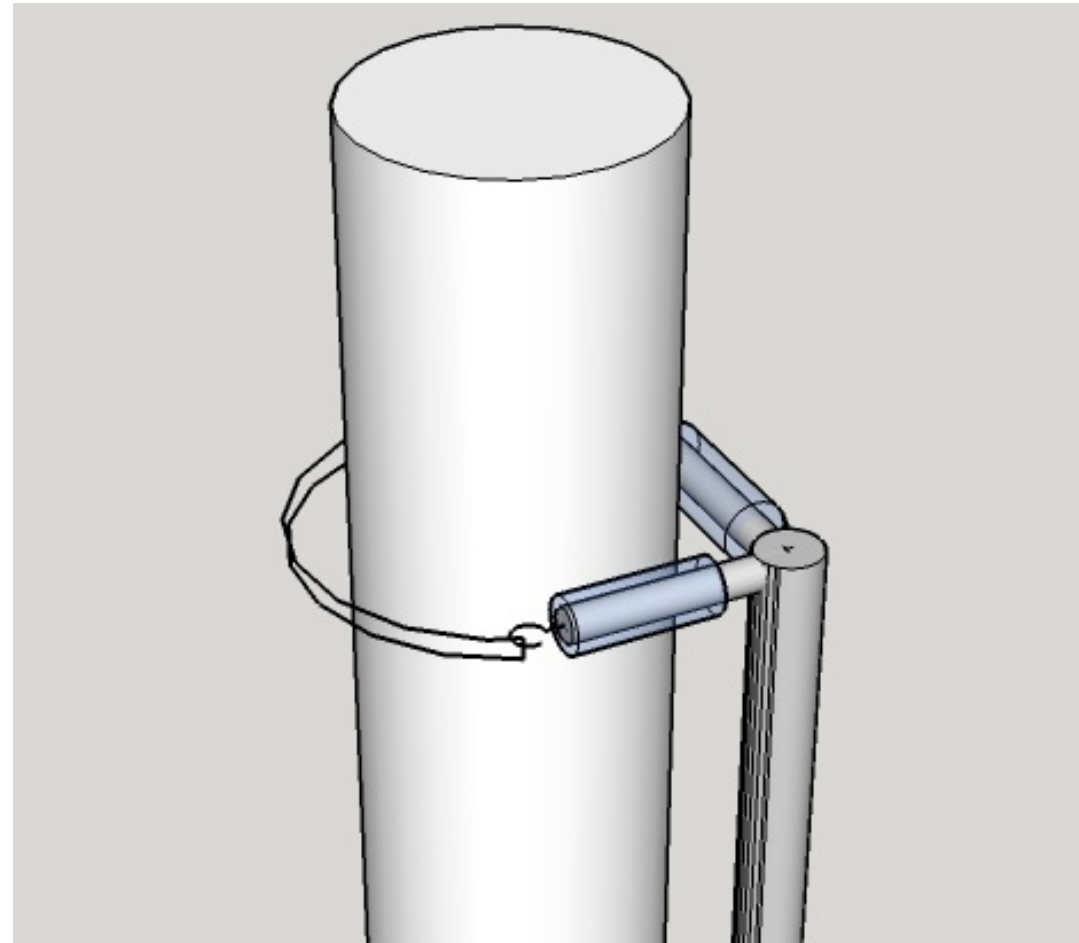















































POLYCRAFT

POLYCRAFT

ADG 6000L

On/Off

Func

Print

Tare

WTS



POLYCRAFT

Silastic T4 is a two component consisting of silastic T4 base and silastic T4 curing agent. Cure temperature by addition curing for high temperature curing.

Polycraft T4 Translucent Addition Cure Silicone

1.1Kg Kit / Base 1Kg

Information Cure Information

Great care must be taken when handling and mixing all addition cured silicone elastomer systems, that all the mixing tools (vessels and spatulas) are clean and constructed of materials which do not interfere with the curing mechanism. The cure of the rubber can be inhibited by the presence of compounds of nitrogen, sulphur, phosphorus, epoxy resin catalysts and use with condensation silicones.

Store away from light and high temperatures. Do not store on a shelf.



POLYCRAFT

Silastic T4 is a two component consisting of silastic T4 base and silastic T4 curing agent. Cure temperature by addition curing for high temperature curing.


Polycraft T4 Translucent Addition Cure Silicone

1.1kg Kit / Catalyst 100g

Information Cure Information

Great care must be taken when handling and mixing all addition cured silicone elastomer systems, that all the mixing tools (vessels and spatulas) are clean and constructed of materials which do not interfere with the curing mechanism. The cure of the rubber can be inhibited by the presence of compounds of nitrogen, sulphur, phosphorus, epoxy resin catalysts and use with condensation silicones.

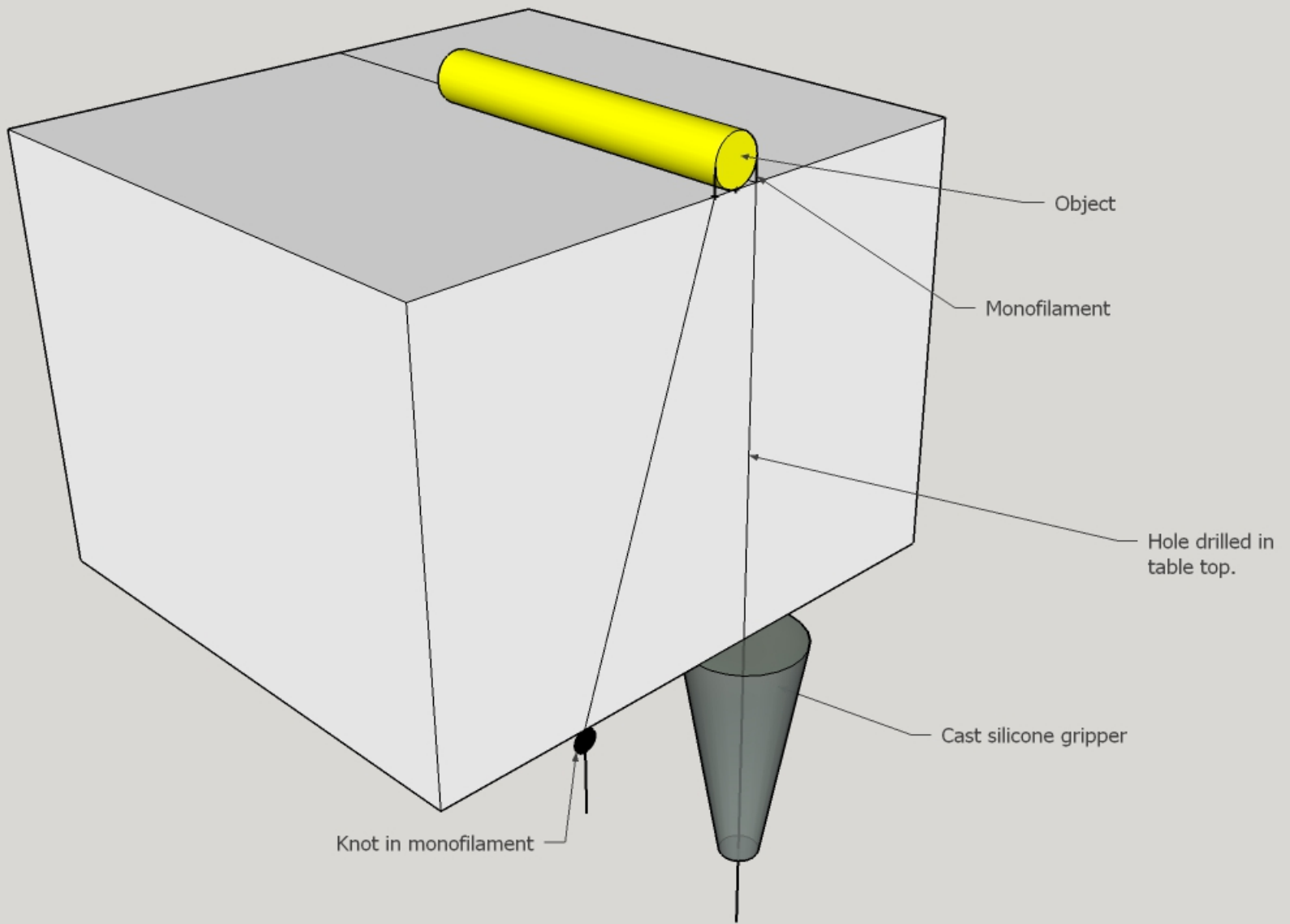






























Document1 - Word Roger Murray

File Home Insert Design **Layout** References Mailings Review View Tell me what you want to do

Margins Orientation Size Columns Breaks Line Numbers Hyphenation Indent Left: 0 cm Right: 0 cm Spacing Before: 0 pt After: 8 pt Position Text Forward Send Backward Selection Pane Align

Clipboard

Paste All Clear All

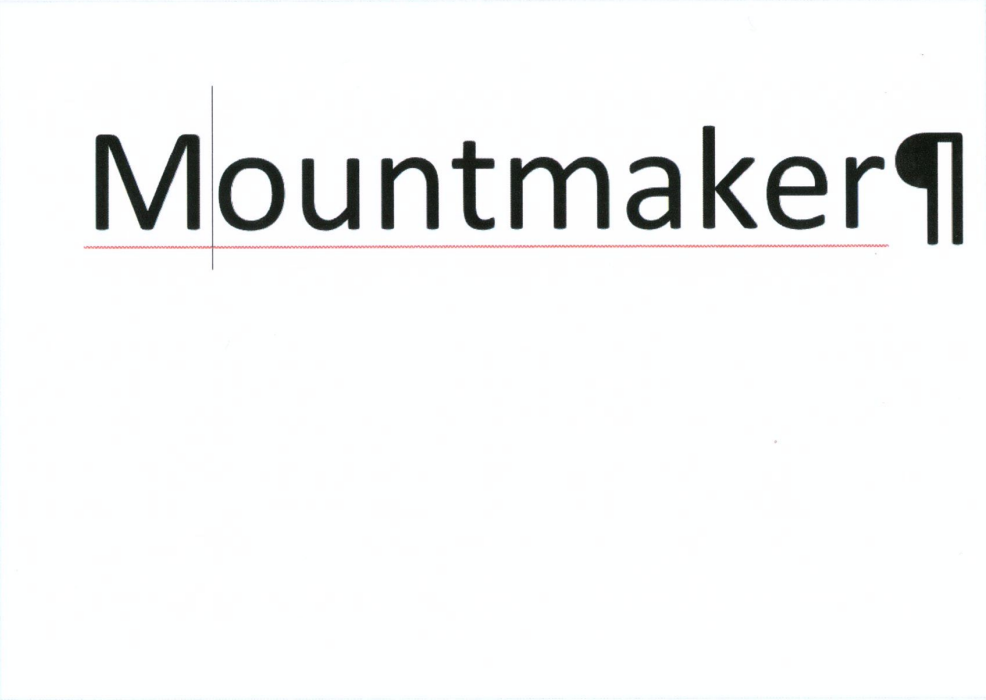
Click an item to Paste:

- hub fitting to support plate connection

Options

Page 1 of 1 1 word 100%

15:58 07/09/2018



The image shows a Microsoft Word window with the 'Layout' ribbon selected. The main content area displays the word 'Mountmaker' in a large, black, sans-serif font. A red horizontal underline is positioned beneath the word, and a thin vertical black line passes through the center of the letter 'M'. The 'Clipboard' task pane is open on the left side of the window, showing a single item: 'hub fitting to support plate connection'. The status bar at the bottom indicates 'Page 1 of 1', '1 word', and a zoom level of '100%'. The system tray shows the time as '15:58' and the date as '07/09/2018'.